

**CITY OF DEADWOOD ORDINANCE NUMBER #1300**

**AN ORDINANCE PROVIDING FOR THE FISCAL YEAR BEGINNING JANUARY 1, 2020 AND ENDING DECEMBER 31, 2020 AND LEVYING PROPERTY TAX FOR 2019**

BE IT ORDAINED BY THE CITY COMMISSION OF THE CITY OF DEADWOOD, SOUTH DAKOTA

**Section 1. That the following sums of money are appropriated and taxes levied upon all taxable property within the City of Deadwood for the purposes of providing funds to meet all lawful expenses and liabilities for the fiscal year ending December 31, 2020**

		General Fund	Library Fund	Bed and Booze	Bus Imp Dist. 9	Bus Imp Dist. 8	Bus Imp Dist. 1-6	Bus Imp Dist 7	Hist. Pres. Fund	Revolving Loan Fund	Debt S. Lodge-Dwd	TIF #10	Debt S. Optima LLC	Debt Serv. Dwd Stage	Water Fund	Sewer Fund	Mt Moriah	Parking & Transport.	TOTAL
		101	206	209	211	212	213	214	215	216	561	719	721	725	602	603	607	610	
<b>410 GENERAL GOVT</b>																			
411.1	Legislative	378,300																	378,300
413.1	Elections	1,300																	1,300
414.1	Attorney	50,000																	50,000
414.2	Finance	381,820																	381,820
419.2	Public Buildings	1,178,500																	1,178,500
419.3	Computer Network	80,000																	80,000
<b>420 PUBLIC SAFETY</b>																			
421.0	Police	1,470,031																	1,470,031
422.1	Fire	344,406																	344,406
423.2	Bldg Inspection	99,720																	99,720
<b>430 PUBLIC WORKS</b>																			
431.0	Streets	1,389,969																	1,389,969
432.0	Waste Disp.	115,000																	115,000
433.0	Water														885,923	55,000			940,923
436.0	Parking/Transportation																	942,063	942,063
437.0	Cemetery	20,000															172,655		192,655
451.0	Recreation Center	-		377,035															377,035
441.2	Animal Control	8,500																	8,500
<b>450 CULTURE/RECREATION</b>																			
452.0	Parks	680,337																	680,337
455.0	Library		161,392																161,392
457.1	Historic Pres.-Dept								459,500										459,500
457.2	Historic Pres.-Visitor Mgmt								732,500										732,500
457.3	Historic Pres-Interpreta.								606,830										606,830
457.5	Historic Pres-Grant/Loan								586,500										586,500
457.6	Historic Pres-Profess. Service								142,500										142,500
457.7	Historic Pres.-Buildings								1,062,000										1,062,000
<b>460 DEVELOPMENT</b>																			
463.0	Business Improvem. Dist.				50,000	430,000	460,040	550,000											1,490,040
464.0	Planning/Zoning	107,566																	107,566
465.1	Dwd Improvement									987,500									987,500
465.3	City Promotion			451,025															451,025
<b>470 DEBT REDUCTION</b>																			
470	Debt Reduction	1,117,000							1,117,000		400,836	260,000	135,971	131,000					3,161,807
	<b>Budgeted for Operations and Debt Service</b>	<b>7,422,449</b>	<b>161,392</b>	<b>828,060</b>		<b>430,000</b>	<b>460,040</b>	<b>550,000</b>	<b>4,706,830</b>	<b>987,500</b>	<b>400,836</b>	<b>260,000</b>	<b>135,971</b>	<b>131,000</b>	<b>885,923</b>	<b>55,000</b>	<b>172,655</b>	<b>942,063</b>	<b>18,579,719</b>
<b>510 FINANCING USES</b>																			
511	Operating Transfer Out	67,091		72,358					2,193,170						200,000				2,532,619
		<b>7,489,540</b>	<b>161,392</b>	<b>900,418</b>		<b>430,000</b>	<b>460,040</b>	<b>550,000</b>	<b>6,900,000</b>	<b>987,500</b>	<b>400,836</b>	<b>260,000</b>	<b>135,971</b>	<b>131,000</b>	<b>1,085,923</b>	<b>55,000</b>	<b>172,655</b>	<b>942,063</b>	<b>21,112,338</b>

**ORDINANCE NUMBER #1300**  
**2020 APPROPRIATION ORDINANCE**

Section 2.	General 101	Library 206	Bed and Booze 209	Bus Imp Dist. 9 211	Bus Imp Dist. 8 212	Bus Imp Dist. 1-6 213	Bus Imp Dist 7 214	Hist. Pres. 215	Revolving Loan 216	Debt Serv. Lodge Dwd 561	TIF #10 719	Debt S. Optima LLC 721	TIF Stage Run 725	Water 602	Sewer 603	Mt Moriah 607	Park Meter/Trolley 610	TOTAL
<b>Undesignated Fund Balance</b>	2,895,256	-	44,127			(41,000)	-	-	254,400	-				577,939	50,000	(113,600)	(64,962)	3,602,160
310 Taxes	4,145,607		795,278	50,000	430,000	501,040	550,000			400,836	215,612	135,971	131,577.00					7,355,921
320 License/Permits	145,275																	145,275
330 Intergovernmental Services	389,500	91,801						6,900,000										7,381,301
340 Charges for Goods/Services	31,640	-	105,000													162,500	-	299,140
350 Fines/Forfeitures	-	2,500																2,500
360 Miscellaneous Revenue	164,040	-	-						73,100		44,388					10,155		291,683
380 Operating Revenue	8,000													761,150	70,000		1,120,400	1,959,550
	7,779,318	94,301	944,405		430,000	460,040	550,000	6,900,000	327,500	400,836	260,000	135,971	131,577	1,339,089	120,000	59,055	1,055,438	21,037,530
390 Other Sources-Transfers	394,714	67,091							660,000					160,814	200,000		50,000	1,532,619
<b>Total Means of Finance</b>	<b>8,174,032</b>	<b>161,392</b>	<b>944,405</b>		<b>430,000</b>	<b>460,040</b>	<b>550,000</b>	<b>6,900,000</b>	<b>987,500</b>	<b>400,836</b>	<b>260,000</b>	<b>135,971</b>	<b>131,577</b>	<b>1,499,903</b>	<b>320,000</b>	<b>59,055</b>	<b>1,105,438</b>	<b>22,570,149</b>


Section 3 and 4.

The Finance Officer is directed to certify the following dollar amount of tax levies made in this Ordinance to the County Auditor: General Fund \$1,133,999 for general purposes.


No interest and debt service fund will be paid from the tax levy.

CITY OF DEADWOOD


ATTEST:



David Ruth, Jr., Mayor



Jessicca McKeown, Finance Officer



First Reading: 9/03/2019  
 Second Reading: 09/16/2019  
 Published: 09/20/2019  
 Adopted: 09/20/2019